



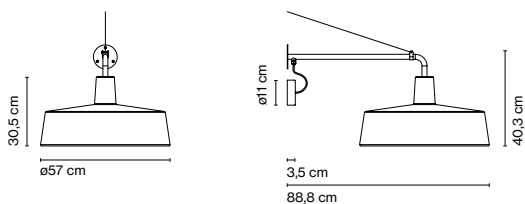
Soho

Joan Gaspar

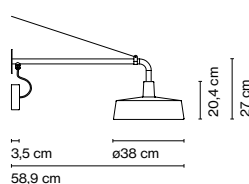
marset



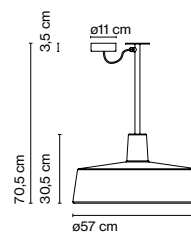
Soho A



Soho 38 A



Soho C Fixed Stem



The striking, industrial shapes in the Soho collection are reminiscent of the lamps that were traditionally used in markets and taverns, but they contrast through the use of thoroughly contemporary materials and textures.

Soho A

- T5-C 22W+40W
- T5-C 40W
- LED SMD 28,1W 700mA
- 2700K* 3800lm (included)

Soho 38 A

- LED SMD 13,2W 700mA
- 2700K 1931lm (included)

Soho C Fixed Stem

- T5-C 22W+40W
- T5-C 40W
- LED SMD 28,1W 700mA
- 2700K* 3800lm (included)

Black electrical cord.

* 3000K available upon request

** DALI / DSI. Only for Soho A/C Fixed Stem LED versions
 *** Phase cut dimmer leading and trailing edge. Only for Soho 38 A version

Shade in rotary moulded polyethylene. Methacrylate opal diffuser. Metal support lacquered in black with stainless anti-oxidant cataphoresis treatment for outdoor. Cable support for the wall version.

- White
- Stone Grey
- Black
- Sand (only available in Soho 38)
- Sky blue (only available in Soho 38)

IP44
Dimmable**/**

- [Download](#) Assembly Instructions
- [Download](#) Photometric Data
- [Download](#) 2D / 3D
- [Download](#) Energy label

Range

